

Bergische Universität Wuppertal

Fachbereich Mathematik und Naturwissenschaften

Institute of Mathematical Modelling, Analysis and Computational
Mathematics (IMACM)

Preprint BUW-IMACM 19/09

Matthias Ehrhardt, Ján Gašper and Soňa Kilianová

**Mathematical Modeling of an
SIR-based infectious disease model
with vaccination and waning immunity**

March 2019

<http://www.math.uni-wuppertal.de>

MATHEMATICAL MODELING OF AN SIR-BASED INFECTIOUS DISEASE MODEL WITH VACCINATION AND WANING IMMUNITY

MATTHIAS EHRHARDT, JÁN GAŠPER AND SOŇA KILIANOVÁ

ABSTRACT. In this paper we will derive an SIR model describing vaccination as well as waning immunity and propose a finite difference scheme for its solution together with some qualitative results. For the modeling of the waning immunity we assume a statistical distribution for the level of antibodies depending on the time lapsed since individual's full immunity.

We arrive at a system of two ODEs and two PDEs that we reduce to a model of just two ODEs and a few algebraic equations. Next, we propose and implement an efficient numerical scheme to solve this reduced model, based on finite differences. To illustrate our findings we provide graphical results and discuss some qualitative properties of the solutions. Additionally we derive an approximate formula for the basic reproduction number R_0 of the reduced model and show the behavior of solutions for examples with $R_0 > 1$ and $R_0 < 1$.

Keywords. SIR model, measles, waning immunity, vaccination strategy, delay differential equation, discrete model, finite difference scheme, basic reproduction number.

1. INTRODUCTION

Susceptible-infectious-recovered (SIR) types of mathematical models are used to model the spread of an infectious disease. They are compartmental models, with the following standard compartments into which a population is divided: the group S of individuals who are susceptible to the disease and can become infected, the group I of individuals who are infectious and can infect other susceptible individuals during encounter, and the group R of recovered individuals who gained life-long immunity at recovery and cannot get infected anymore (this assumption can be relaxed). An SIR model was firstly proposed by Kermack and McKendrick [16] and it has been subject to various investigations, modifications and extensions since then. The basic homogeneous model can be extended for other compartments (SEIR, SEIS, MSIR, MSEIR, MSEIRS and other models), vaccination (e.g. Sinha, Misra and Dhar [21], Zaman, Kang and Jung [26]), regional, age or other heterogeneity of population (e.g. Zibolenová, Ševčovič et al. [28], Shuai and Driessche [22], David [7], Song, Jiang and Liu [23], Zibolenová et al. [29]), disease parameters heterogeneity (e.g. Gou and Jin [13]).

Another option for extending SIR types of models is taking waning or boosting immunity into account. The duration of resistance against a disease after overcoming it naturally or after vaccination can differ for different diseases as well as over time. For infectious diseases like measles, one often assumes that immunity is long or even life-long after recovery or vaccination, but in reality it may be subject to waning with subsequent loss of immunity. There are a few different approaches to SIR models with waning immunity in the literature. Some authors utilized exponential waning profile/function [5], other authors used so-called

renewal equations (e.g. Nakata et al. [19]). Dafilis et al. [6] studied a SIRS model, in which one can transfer from the compartment of recovered back to susceptible and consequently oscillatory dynamics appear. Rouder et al. [20] considered optimal vaccination ages in one-dose and two-dose vaccination schedules, in regard to waning and boosting immunity. Barbarossa and Röst [2] provided an extensive theoretical study of a general model with waning and boosting immunity.

Estimating the real process of waning immunity is not easy, as it is hardly measurable. Mossong et al. [18] studied the decay in vaccine-induced immunity over time and assume that the level of antibodies has a log-normal distribution. Heffernan and Keeling [14] focused on investigating a mechanistic within-host model of the immune system, corresponding epidemiological transmission and the consequences of long-term vaccination. Some other authors have used delay differential equations to model waning immunity or other tools, see e.g. [1] or [3, 15, 24, 25]. Vaccination coverage has been studied by Chladná and Moltchanová in [4], asking questions if and how it can be modeled, from perspective of measles incidence in previous years.

A detailed overview of literature on this topic is provided in already mentioned paper [2] by Barbarossa and Röst. The authors also provide a general model for vaccination, waning as well as boosting immunity, in which individuals from the compartment of recovered or vaccinated are subject to waning (and boosting) immunity and after their immunity level drops below a certain critical threshold, they transfer back to a compartment of susceptibles. The authors cover a general case of an infectious disease model consisting of a system of ordinary differential equations (ODEs) coupled with two partial differential equations (PDEs) and investigate analytic properties of the solution like existence, uniqueness, non-negativity, equilibrium, stability, and they also discuss the connection of their general model to other models based on ODEs, PDEs or DDEs (delay DEs). Even though they provide an extensive theoretical study, they do not provide any suggestions for solving the dynamical system numerically. As far as analytical solutions are considered, the authors solve the system of two ODEs (for the compartments S , I) and one PDE (for the compartment of recovered) for three immunity levels only – high, intermediate, low – and do so by method of lines, which turns the PDE into a system of stiff ODEs.

In this paper, we will suggest an alternative model with vaccination as well as waning immunity and we shall also propose a numerical scheme for its solution together with providing some qualitative results. The difference to the general model of Barbarossa and Röst [2] is the modelling of waning immunity. While in [2], the authors considered a given function $g(z)$ describing the change of the immunity level, in our paper, we will adopt the approach of Mossong et al. [18] who assumed a statistical distribution for the level of antibodies depending on the time lapsed since individual's full immunity. We shall deal with a system of two ODEs (for S , I) and two PDEs (for recovered and vaccinated), which we shall reduce to just two ODEs and a few algebraic equations. Subsequently, we propose and implement an efficient numerical scheme to solve this reduced model, based on finite differences. We provide graphical results and discuss some properties of the solutions. We also derive an approximate formula for the basic reproduction number R_0 implied by the reduced model and illustrate the behavior of solutions for examples with $R_0 > 1$ and $R_0 < 1$.

The paper is structured as follows. In Section 2, we recall the known basic SIR model and one with vaccination, just for the sake of readers' comfort. Section 3 summarizes the main points of modeling waning immunity, following Mossong et al. [18] and Zibolenová et

al. [27]. We include this model of waning immunity into the SIR model in Section 4. Here we derive a system of ODEs and PDEs describing the dynamics of the system. Due to the complexity of the dynamics which cannot be "seen" right away, we start by evaluating the system balance in a discrete setting and then transfer it to a continuous model. Section 5 is dedicated to the reduction of the model from two ODEs and two families of PDEs to just two ODEs and three algebraic equations. We also derive an approximate formula for the basic reproduction number implied by this model. Finally, Section 6 contains the proposed numerical scheme and shows the results from two examples, followed by a discussion and the conclusions.

2. BASIC HOMOGENEOUS SIR MODELS

For the comfort of the readers, we recall the basic SIR model, firstly proposed by Kermack and McKendrick [16] and subsequently used, modified or investigated by many authors. The model's idea is to distinguish between three types of individuals with respect to their relationship to the disease: susceptible (S) who can get infected, infectious (I) who transmit the disease during encounters with susceptible individuals, and recovered (R) who are immune against the disease and cannot get infected. A *basic SIR model*, describing the interactions between the compartments S , I and R , reads as follows:

$$(1) \quad \begin{aligned} \frac{dS(t)}{dt} &= -\beta \frac{I(t)S(t)}{N} + \mu N - \mu S(t), \\ \frac{dI(t)}{dt} &= \beta \frac{I(t)S(t)}{N} - \gamma I(t) - \mu I(t), \\ \frac{dR(t)}{dt} &= \gamma I(t) - \mu R(t), \end{aligned}$$

where $S(t)$ is the number of susceptible individuals in the population at time t , $I(t)$ the number of infectious, $R(t)$ the number of recovered, $N = S(t) + I(t) + R(t)$ denotes the total (conserved) population, μ is the birth rate as well as mortality rate (equality of these two rates ensures a constant size of population over time), γ is the rate of recovery. The parameter β reflects the "strength" of disease in terms of probability that a susceptible individual becomes infected during an encounter with an infectious one on one hand, and the number of contacts of each individual on the other hand (we recall that in this simple model, the population is assumed to be homogeneous, i.e. all individuals have the same number of contacts as well as social habits and conditions). This model does not consider any age or spatial structure or vaccination or waning immunity.

For the ease of understanding the more complicated model presented in the next section easier, we first demonstrate incorporating vaccination in the basic model (1). If individuals get vaccinated right after birth as newborns and if x denotes the so called actual vaccination coverage (percentage of new vaccinated children per unit of time), and if we use different notation for birth rate (ν) and mortality rate (μ), the homogeneous model becomes

$$(2) \quad \begin{aligned} \frac{dS(t)}{dt} &= -\beta \frac{I(t)S(t)}{N(t)} + \nu(1-x)N(t) - \mu S(t), \\ \frac{dI(t)}{dt} &= \beta \frac{I(t)S(t)}{N(t)} - \gamma I(t) - \mu I(t), \\ \frac{dR(t)}{dt} &= \gamma I(t) + \nu x N(t) - \mu R(t), \end{aligned}$$

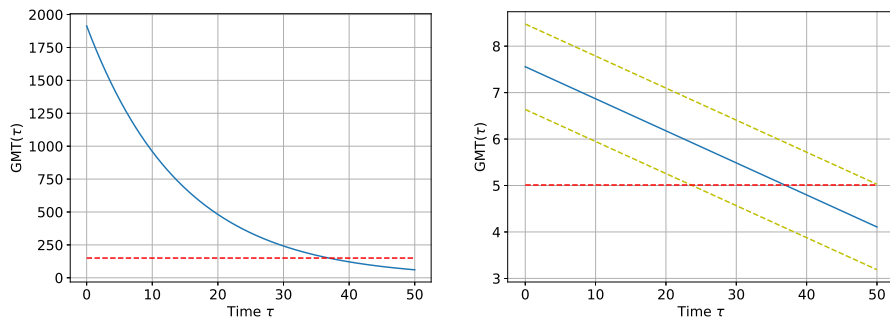


FIGURE 1. Immunity waning scenario 2 (see Table 1). Left: $GMT(\tau)$. Right: $E(\ln C(\tau)) \pm \sigma$. The time τ since full immunity is in years. The red horizontal interrupted lines represent C_{crit} and $\ln C_{\text{crit}}$.

where $N(t) = S(t) + I(t) + R(t)$ denotes again the total size of population, which, in general, is non-constant if $\nu \neq \mu$. In this simple case, we assume that vaccines have 100% effectiveness, meaning they do not fail and they provide complete and life-long immunity, same as recovery from natural infection does.

3. MODELING WANING IMMUNITY

Following the works [17, 18, 27], we denote by $SVF(\tau)$ (stands for *secondary vaccine failure*) the probability that the level of antibodies of an immune person with time τ since the last immunization (vaccination or recovery after natural infection) drops below a critical threshold C_{crit} . Next, we denote by

$$GMT(\tau) = GMT(0) e^{-w\tau}$$

the geometric mean of the level of antibodies, with w being the *waning rate*. We also assume that the concentration $C(\tau)$ of antibodies in each time τ since recovery or vaccination is a log-normally distributed random variable, that is, $x = \ln C(\tau)$ is a normally distributed random variable with mean $\ln GMT(\tau)$ and standard deviation σ . Then we can express the secondary vaccine failure as

$$(3) \quad SVF(\tau) = P(x < \ln(C_{\text{crit}})) = \frac{1}{\sqrt{2\pi\sigma^2}} \int_{-\infty}^{\ln(C_{\text{crit}})} e^{-\frac{(x - \ln GMT(\tau))^2}{2\sigma^2}} dx.$$

In other words, SVF is the probability that the immunity of a host drops below a critical threshold and the individual becomes susceptible again. Data for this model is available from estimations in other research papers; we summarize the data as well as their sources in Table 1. We depict an example of the process of waning immunity in Figure 1.

4. MODEL WITH VACCINATION AND WANING IMMUNITY

We shall now proceed to derive a model which utilizes the waning immunity concept introduced in the previous section. As it is not intuitively straightforward to write the continuous model right away, we shall start by the discrete consideration of the dynamics.

In a model with waning immunity, individuals who once have been immune (recovered or vaccinated), may lose their protection if the level of their antibodies decreases below

a certain critical level C_{crit} . Individuals who have lost their immunity will enter back from R or V into the state S of being susceptible. The differential equation for S will therefore contain terms with the recovered R and the vaccinated V and so it is practical to start with deriving an equation for the dynamics of recovered and vaccinated yet before investigating the dynamics of S .

At the very beginning let us consider the simplest dynamics first, the one of I . There are no specific changes in the corresponding ODE compared to other known models also described in Section 2. Therefore, we just present it here without any further explanation:

$$(4) \quad \frac{dI(t)}{dt} = \beta \frac{I(t)S(t)}{N(t)} - \gamma I(t) - \mu I(t),$$

where we recall that γ is the rate of recovery, β is the probability that a susceptible individual becomes infected during an encounter with an infectious individual and μ is the yearly natural mortality rate. We allowed for a non-constant population size $N(t)$, as the birth and mortality rates will not have to be equal in the model, and hence the overall balance of the population might not be constant.

4.1. Equation for Recovered Individuals. We denote by $S(t)$, $I(t)$ the number of susceptible and infectious individuals at time t . It is natural to define another unknown function as the number of recovered individuals at time t who recovered from the naturally gained disease τ time units before t . As we will see, a more suitable unknown function to work with is this number normalized to one time unit (year), which we shall denote by $R(t, \tau)$. We shall derive a differential equation governing the normalized number of recovered, $R(t, \tau)$.

First, we recall that $SVF(\tau)$ is the probability that individual loses immunity before time τ since recovery. Now, let $P(\tau) := 1 - SVF(\tau)$ denote the probability that an individual retains immunity at least up to time instance τ since recovery. During a small time interval from t to $t + \Delta t$, the number $\gamma I(t)\Delta t$ of infectious individuals get recovered, and out of them only $\gamma I(t)\Delta t P(0)$ gain a sufficient (and full) immunity for protection; the rest of them remain susceptible. The initial condition for normalized number of recovered will then be $R(t, 0) = \gamma I(t)P(0)$.

Let us denote for a moment the (not normalized) number of recovered at time t with time τ since recovery by $R^*(t, \tau)$. For the sake of simplicity, we now consider waning immunity as the only reason for individuals to leave the compartment of recovered. We do not take natural death into account at this point. Then it is obvious that $R^*(t, \tau) = R^*(t - \tau, 0)P(\tau)/P(0)$. Indeed, if $R^*(t - \tau, 0)$ is the number of individuals at time $t - \tau$ who are 0 time units since recovery and are immune, then $R^*(t - \tau, 0)/P(0)$ is the total number of individuals who just recovered at time $t - \tau$. Finally, $R^*(t - \tau, 0)P(\tau)/P(0)$ is the number of people who recovered at $t - \tau$ and are still immune at time t . Dividing both sides of this equation by Δt , we get the same equation for the normalized function R :

$$(5) \quad R(t, \tau) = R(t - \tau, 0) \frac{P(\tau)}{P(0)}.$$

Once knowing the profile $P(\tau)$ and the value of $R(t, 0)$ for a certain time t , values $R(t+h, h)$ are known for any time step $h > 0$. After a time step $\Delta t > 0$, the corresponding equation must hold as well:

$$(6) \quad R(t + \Delta t, \tau + \Delta t) = R(t - \tau, 0) \frac{P(\tau + \Delta t)}{P(0)}.$$

By dividing these two equations, we get

$$(7) \quad \frac{R(t, \tau)}{R(t + \Delta t, \tau + \Delta t)} = \frac{P(\tau)}{P(\tau + \Delta t)}.$$

In order for this operation to be legal, we need to secure nonzero-ness of the terms in the denominators. It holds that $P(\tau) > 0$ for any τ by definition. Positivity of $R(t, \tau)$ for any $t, \tau > 0$ will be a consequence of the following assumption:

$$(A1) \quad \text{we assume that } I(0) = I_0 > 0.$$

This assumption is meaningful and not restricting, as for $I(0) = 0$ there would be no relevant dynamics in the compartment R .

Lemma 4.1. *Under assumption (A1), it holds that $I(t) > 0$ for any $t > 0$.*

Proof. This statement is obvious from (4), the solution of which is

$$I(t) = I_0 e^{-\int_0^t (\beta S(s)/N(s) - \gamma - \mu) ds},$$

which means $I(t) > 0$ for all $t > 0$ if $I_0 > 0$. □

Remark 4.2. *As a consequence of Lemma 4.1, it holds that $R(t, 0) := \gamma I(t) > 0$ for any $t > 0$. For now, let us make another assumption:*

$$(A2) \quad \text{we assume that } R(t, \tau) > 0 \text{ for any } t, \tau > 0.$$

We shall show that this assumption is fulfilled later in Corollary 4.4. For now, it ensures that the denominator on the left-hand side of (7) is non-zero too.

Applying the logarithm to both sides of (7) yields

$$\ln(R(t, \tau)) - \ln(R(t + \Delta t, \tau + \Delta t)) = \ln(P(\tau)) - \ln(P(\tau + \Delta t)).$$

Adding a special zero on the left-hand side and dividing by Δt leads to:

$$\begin{aligned} \frac{\ln(R(t, \tau)) - \ln(R(t + \Delta t, \tau))}{\Delta t} + \frac{\ln(R(t + \Delta t, \tau)) - \ln(R(t + \Delta t, \tau + \Delta t))}{\Delta t} \\ = \frac{\ln(P(\tau)) - \ln(P(\tau + \Delta t))}{\Delta t}. \end{aligned}$$

Letting $\Delta t \rightarrow 0$, we arrive at the following differential equation:

$$\frac{\partial \ln((R(t, \tau)))}{\partial t} + \frac{\partial \ln(R(t, \tau))}{\partial \tau} = \frac{d \ln((P(\tau)))}{d \tau},$$

and hence, the PDE for the recovered individuals R reads

$$(8) \quad \frac{\partial R}{\partial t} + \frac{\partial R}{\partial \tau} = \frac{P'}{P} R.$$

Next, let $R(t)$ denote the overall number of recovered individuals at time t . In the discrete setting, it is obvious that

$$R(t) = \sum_{i=0}^{\infty} R^*(t, \tau_i).$$

Recognizing that $\Delta t \equiv \Delta \tau$, because a shift in running time t is always the same like the shift in time since recovery τ for any individual, and multiplying the right-hand side of this equation by $\Delta \tau / \Delta t \equiv 1$, we get

$$R(t) = \sum_{i=0}^{\infty} \frac{R^*(t, \tau_i)}{\Delta t} \Delta \tau = \sum_{i=0}^{\infty} R(t, \tau_i) \Delta \tau,$$

which in the continuous limit $\Delta \tau \rightarrow 0$ becomes

$$R(t) = \int_0^{\infty} R(t, \tau) d\tau.$$

Now, to include natural death into our considerations, we look back at the relation (7) in another form:

$$R(t + \Delta t, \tau + \Delta t) = R(t, \tau) \frac{P(\tau + \Delta t)}{P(\tau)}.$$

Including natural death into this equation is now straightforward. If μ denotes the yearly natural mortality rate, then the probability that an individual does not die within an interval of length Δt is $1 - \mu \Delta t$. Since we consider natural mortality to be independent to waning immunity, we multiply these probabilities:

$$(9) \quad R(t + \Delta t, \tau + \Delta t) = R(t, \tau) \frac{P(\tau + \Delta t)}{P(\tau)} (1 - \mu \Delta t).$$

We again take analogous steps like previously: we divide the equation by $R(t, \tau)$, add a special zero, take logarithm, divide by Δt and arrive at

$$\frac{\ln(R(t + \Delta t, \tau + \Delta t)) - \ln(R(t, \tau))}{\Delta t} = \frac{\ln(P(\tau + \Delta t)) - \ln(P(\tau))}{\Delta t} + \frac{\ln(1 - \mu \Delta t)}{\Delta t}.$$

Letting $\Delta t \rightarrow 0$, we obtain

$$\frac{1}{R} \frac{\partial R}{\partial t} + \frac{1}{R} \frac{\partial R}{\partial \tau} = \frac{P'}{P} + \lim_{\Delta t \rightarrow 0} \ln\left((1 - \mu \Delta t)^{1/\Delta t}\right)$$

and subsequently

$$(10) \quad \frac{\partial R}{\partial t} + \frac{\partial R}{\partial \tau} = R \left(\frac{P'}{P} - \mu \right).$$

This is the PDE governing the evolution of the (normalized) number of recovered if waning immunity and natural deaths are considered.

Lemma 4.3. *The equation (10) with given initial profile $R(0, \tau)$ has the analytic solution*

$$(11) \quad R(t, \tau) = R(t - \tau, 0) \frac{P(\tau)}{P(0)} e^{-\mu \tau}.$$

Proof. First, we divide both sides of (10) by $R(t, \tau)$ and substitute $u(t, \tau) = \ln R(t, \tau)$ and arrive at

$$\frac{\partial u(t, \tau)}{\partial t} + \frac{\partial u(t, \tau)}{\partial \tau} = \frac{P'(\tau)}{P(\tau)} - \mu.$$

This is a first-order PDE with characteristic system

$$\begin{aligned} \frac{dt}{ds} &= 1, \\ \frac{d\tau}{ds} &= 1, \\ \frac{du}{ds} &= \frac{P'(\tau(s))}{P(\tau(s))} - \mu. \end{aligned}$$

Noticing that $\dot{t} - \dot{\tau} = 0$, we can identify the first characteristic $\Phi = t - \tau$. To get a second characteristic, we divide du/ds by $d\tau/ds$ and get

$$\frac{du}{d\tau} = \frac{P'(\tau)}{P(\tau)} - \mu,$$

which has a solution $u = \ln(P(\tau)) - \mu\tau + c_2$. Hence, the second characteristic is $\psi = u - \ln(P(\tau)) + \mu\tau$.

The general solution is then given by $F(\Phi, \psi) = 0$ with F being an arbitrary function. We choose $F(\Phi, \psi) = f(\Phi) - \psi$, where f will be determined later. We obtain

$$u = f(t - \tau) + \ln(P(\tau)) - \mu\tau.$$

By taking exponential from both sides, we get

$$R(t, \tau) = e^{f(t-\tau)} P(\tau) e^{-\mu\tau}.$$

If we choose $f(t - \tau) := \ln(R(t - \tau, 0)/P_R(0))$, it holds

$$(12) \quad R(t, \tau) = R(t - \tau, 0) \frac{P_R(\tau)}{P_R(0)} e^{-\mu\tau},$$

where we added the index R to the function P for the sake of distinguishing between the P function of recovered and vaccinated.

The final step is to show that there is no contradiction on boundary $R(t, 0)$. The right-hand side of the above analytic expression (12) says that $R(t, 0)$ should be equal to $R(t - 0, 0)P_R(0) e^{-\mu \cdot 0}/P_R(0)$, which is truly identical to $R(t, 0)$. \square

The following property justifies Assumption (A2) and follows directly from Lemma 4.3.

Corollary 4.4. *If $P(\tau) > 0$ for all $\tau \in \mathbb{R}$, it holds that $R(t, \tau) > 0$ for all $t, \tau \in \mathbb{R}$.*

Remark 4.5. *If we wanted to solve (10) numerically, we would face a problem with convergence or numerical stability. Indeed, the term $R(t, \tau)P'(\tau)/P(\tau)$ contains two conflicting terms: $P'(\tau)/P(\tau)$ goes to $-\infty$ for $\tau \rightarrow \infty$, while $R(t, \tau)$ tends to zero for $\tau \rightarrow \infty$. Thus, we have a product of a term going to zero and of a term going to $-\infty$. One would have to prove that the speed of convergence to zero is faster than the one to $-\infty$, so we ensure that the number of recovered does not go to $-\infty$ (or is not negative at all). However, equation (10) can be reformulated using Lemma 4.3 into the form*

$$\frac{\partial R(t, \tau)}{\partial t} + \frac{\partial R(t, \tau)}{\partial \tau} = R(t - \tau, 0) \frac{P'_R(\tau)}{P_R(0)} e^{-\mu\tau} - R(t, \tau)\mu,$$

which avoids the problematic expressions. We do not need to solve equation (10) in this paper though, as we will reduce the model and get rid of this PDEs later.

Remark 4.6. *We note that the derivation of a PDE for the population of vaccinated individuals is analogous to the one for recovered individuals, therefore we shall skip it in this paper and directly provide the corresponding PDE when presenting the complete model.*

4.2. The effect of waning immunity on the susceptibles. To derive the waning immunity terms that should enter an equation for S , we again examine the discrete setting first. Let us start with making clear which part of R (or R^*) contributes to S . The following is true for all immune at time $t + \Delta t$:

$$\underbrace{\sum_{j=0}^{\infty} R^*(t + \Delta t, j\Delta t + \Delta t)}_{\text{Still immune}} = \underbrace{\sum_{j=0}^{\infty} R^*(t, j\Delta t)}_{\text{Immune at } t} - \underbrace{\mu\Delta t \sum_{j=0}^{\infty} R^*(t, j\Delta t)}_{\text{Died}} - \underbrace{\Delta S(t)}_{\text{Lost immunity}}.$$

Then

$$\Delta S(t) = \sum_{j=0}^{\infty} \left[R^*(t, j\Delta t) \left(1 - \frac{P(j\Delta t + \Delta t)}{P(j\Delta t)} - \mu\Delta t \right) \right]$$

and finally we can write

$$S(t + \Delta t) = S(t) + \sum_{j=0}^{\infty} R^*(t, j\Delta t) \left(1 - \frac{P(j\Delta t + \Delta t)}{P(j\Delta t)} - \mu\Delta t \right).$$

If we express $P(j\Delta t)$ and $P((j + 1)\Delta t)$ from (5) and (6), we get

$$S(t + \Delta t) = S(t) + \sum_{j=0}^{\infty} R^*(t, j\Delta t) \left(\frac{R(t, j\Delta t) - R(t + \Delta t, j\Delta t + \Delta t)}{R(t, j\Delta t)} - \mu\Delta t \right)$$

and subsequently

$$(13) \quad S(t + \Delta t) = S(t) + \left(\sum_{j=0}^{\infty} R(t, j\Delta t) - R(t + \Delta t, j\Delta t + \Delta t) - R(t, j\Delta t)\mu\Delta t \right) \Delta t.$$

Now we can divide the entire equation by Δt and multiply the sum on the right-hand side by $\Delta t/\Delta t$. We get

$$\frac{S(t + \Delta t) - S(t)}{\Delta t} = \sum_{j=0}^{\infty} \left(\frac{R(t, j\Delta t) - R(t + \Delta t, j\Delta t + \Delta t)}{\Delta t} - R(t, j\Delta t)\mu \right) \Delta t.$$

Letting $\Delta t \rightarrow 0$, we arrive at:

$$\frac{dS(t)}{dt} = - \int_0^{\infty} \left(\frac{\partial R(t, \tau)}{\partial t} + \frac{\partial R(t, \tau)}{\partial \tau} \right) d\tau - \mu \int_0^{\infty} R(t, \tau) d\tau,$$

which by (10) is the same as

$$\frac{dS(t)}{dt} = - \int_0^{\infty} R(t, \tau) \left(\frac{P'_R(\tau)}{P_R(\tau)} - \mu \right) d\tau - \mu \int_0^{\infty} R(t, \tau) d\tau.$$

and subsequently

$$\frac{dS(t)}{dt} = - \int_0^{\infty} R(t, \tau) \frac{P'_R(\tau)}{P_R(\tau)} d\tau.$$

Adding the standard terms into this equation, like the new infected, the newborn, and the naturally died, is now straightforward and we will present the complete equation when presenting the complete model.

4.3. The complete model with waning immunity. We can now summarize the complete model when waning immunity and vaccination at the moment of birth are considered:

$$(14) \quad \begin{aligned} \frac{dS(t)}{dt} = & -\beta \frac{S(t)I(t)}{N(t)} + \nu N(t)(1-x) - \mu S(t) \\ & - \int_0^\infty R(t, \tau) \frac{P'_R(\tau)}{P_R(\tau)} d\tau - \int_0^\infty V(t, \xi) \frac{P'_V(\xi)}{P_V(\xi)} d\xi \\ & + (1 - P_R(0))\gamma I(t) + (1 - P_V(0))\nu N(t)x \end{aligned}$$

$$(15) \quad \frac{dI(t)}{dt} = \beta \frac{S(t)I(t)}{N(t)} - \gamma I(t) - \mu I(t)$$

$$(16) \quad \frac{\partial R(t, \tau)}{\partial t} + \frac{\partial R(t, \tau)}{\partial \tau} = R(t, \tau) \left(\frac{P'_R(\tau)}{P_R(\tau)} - \mu \right)$$

$$(17) \quad \frac{\partial V(t, \xi)}{\partial t} + \frac{\partial V(t, \xi)}{\partial \xi} = V(t, \xi) \left(\frac{P'_V(\xi)}{P_V(\xi)} - \mu \right)$$

with initial conditions

$$(18) \quad R(t, 0) = \gamma I(t) P_R(0), \quad V(t, 0) = \nu N(t) x P_V(0).$$

We denoted by x the portion of newborn individuals who are vaccinated at the moment of birth. We also distinguish between

$$P_R(\tau) := 1 - SVF_R(\tau) \quad \text{and} \quad P_V(\xi) := 1 - SVF_V(\xi)$$

as these may in general have different parameters, and so these two functions might differ. The variable ξ represents the time of an individual since their vaccination. The last two terms in the equation for S are terms containing individuals who got vaccinated or recovered, but lost their protection right away.

Remark 4.7. Equations (16) and (17) as well as the integral terms in (14) can be rewritten by means of Lemma 4.3. We did not do it here because we are not going to solve this system numerically.

5. A REDUCED MODEL

In this section We shall solve the PDEs for R and V analytically, which will allow us to reduce the model (14)–(17) into just two ODEs.

Proposition 5.1. *Analytic solutions to (16) and (17) are as follows:*

$$(19) \quad R(t, \tau) = \gamma I(t - \tau) P_R(\tau) e^{-\mu\tau},$$

$$(20) \quad V(t, \xi) = \nu N(t - \xi) x P_V(\xi) e^{-\mu\xi}.$$

Proof. The statement follows directly from the interpretation of the function P . Starting from new recovered (or vaccinated), $R(t - \tau, 0)$ (or $V(t - \xi, 0)$), the number of individuals who still retain protection, i.e. who did not lose immunity and who did not die, is

$$\begin{aligned} R(t, \tau) &= R(t - \tau, 0) \frac{P_R(\tau)}{P_R(0)} e^{-\mu\tau}, \\ V(t, \xi) &= V(t - \xi, 0) \frac{P_V(\xi)}{P_V(0)} e^{-\mu\xi}. \end{aligned}$$

The rest follows easily from plugging in the boundary conditions (18). \square

Next we substitute $R(t, \tau)$ from (19) and $V(t, \xi)$ from (20) into (15). We arrive at a system of two ordinary-integral differential equations with one-dimensional time variable:

$$(21) \quad \begin{aligned} \frac{dS(t)}{dt} = & -\beta \frac{S(t)I(t)}{N(t)} + \nu N(t)(1-x) - \mu S(t) + \\ & + \int_0^\infty \gamma I(t-\tau) e^{-\mu\tau} P'_R(\tau) d\tau + \int_0^\infty \nu N(t-\xi) x e^{-\mu\xi} P'_V(\xi) d\xi \\ & + (1 - P_R(0))\gamma I(t) + (1 - P_V(0))\nu N(t)x. \end{aligned}$$

$$(22) \quad \frac{dI(t)}{dt} = \beta \frac{S(t)I(t)}{N(t)} - \gamma I(t) - \mu I(t),$$

supplemented by relationships for total recovered and vaccinated at time t , reading

$$(23) \quad R(t) = \int_0^\infty R(t, \tau) d\tau = \int_0^\infty \gamma I(t-\tau) P_R(\tau) e^{-\mu\tau} d\tau$$

and

$$(24) \quad V(t) = \int_0^\infty V(t, \xi) d\xi = \int_0^\infty \nu N(t-\xi) x P_V(\xi) e^{-\mu\xi} d\xi.$$

Finally, we have

$$(25) \quad N(t) = S(t) + I(t) + R(t) + V(t).$$

Moreover, one can notice that equation (22) can be solved analytically as well. To do so, we use the formula of variation of constants and obtain

$$(26) \quad I(t) = I_0 \exp\left(\beta \int_0^t \frac{S(a)}{N(a)} da - (\gamma + \mu)t\right).$$

That means, to compute $I(t)$ analytically, we would need to integrate the ratio $S(a)/N(a)$ over all $a \in [0, t]$. It is not really possible to do this analytically, though, as we can only calculate $S(t)$ from the nonlinear ODE (21) numerically and using $I(t)$ itself.

5.1. The Reproduction number. It is possible to derive a condition for the parameters, based on which the initial disease will outbreak into epidemics or will be eradicated. The idea is to look at the monotonicity of $I(t)$: if the number of infectious is decreasing, we can expect the disease to be eradicated; otherwise we expect epidemic spreading. Let us take a look at the outbreak case:

$$\begin{aligned} \frac{dI(t)}{dt} &> 0, \\ \beta \frac{S(t)I(t)}{N(t)} - \gamma I(t) - \mu I(t) &> 0, \\ I(t) \left(\beta \frac{S(t)}{N(t)} - \gamma - \mu \right) &> 0. \end{aligned}$$

Dividing both sides by $I(t) > 0$ and rearranging terms, we obtain

$$\frac{S(t)}{N(t)} > \frac{\gamma + \mu}{\beta},$$

and subsequently, using (25),

$$1 - \frac{I(t)}{N(t)} - \frac{R(t)}{N(t)} - \frac{V(t)}{N(t)} > \frac{\gamma + \mu}{\beta}.$$

Now we use additional assumptions and simplifications:

- Infectious individuals are present, but there are not so many of them, i.e. $I(t) \ll 1$
- There was no epidemic since long time ago. This the total number of immune due to recovery is also negligible: $R(t) \ll 1$
- The total number of individuals was stable since long time ago: $N(t) \equiv N$

Under these assumptions, we can say that

$$1 - \frac{I(t)}{N(t)} - \frac{R(t)}{N(t)} - \frac{V(t)}{N(t)} \approx 1 - 0 - 0 - \frac{V(t)}{N}.$$

Now we plug in for V from (24), use the assumption that $N(t) \equiv N$ and obtain a condition for the initial (small sized) disease to break out into epidemics:

$$1 - \nu x \int_0^\infty P_V(\xi) e^{-\mu\xi} d\xi > \frac{\gamma + \mu}{\beta}.$$

It is important to keep in mind that this is an approximate condition, due to the simplifications and assumptions mentioned above.

A standard quantity to determine whether a disease is going to break out or die out in the theory of infectious disease modeling is the so-called *reproduction number* R_0 . Therefore, the above derived approximate condition for disease outbreak may be considered as an approximation of the reproduction number R_0 of the reduced model. In the theory, if $R_0 > 1$, the disease spreads out, and it dies out quickly if $R_0 < 1$. Therefore we can define an estimate of the reproduction number as follows:

$$(27) \quad R_0 \approx \left(1 - \nu x \int_0^\infty P_V(\xi) e^{-\mu\xi} d\xi \right) \frac{\beta}{\gamma + \mu}.$$

If we choose the parameters such that $R_0 > 1$ in this approximate sense, we can expect the disease to break out. We note that a nice overview of approaches to obtain R_0 is provided by Driessche [9].

6. NUMERICAL IMPLEMENTATION AND RESULTS

In this section we shall propose a numerical scheme for solving system (21)–(25). The first two equations are ODE, for which we will use forward Euler method (except of the integral terms, which we treated as explained below in (28)). The latter three equations are not differential equations. We note that the equations for S , R , V use information about the complete history of I or N .

To stay consistent with the rest of the text in this paper, we shall adopt the Δt notation for the numerical scheme too, instead of indexed time instances t like it is standard in most literature. Hence, let $\Delta t > 0$ be an equidistant time discretization step, $\tau_{\max} \in \mathbb{N}$ the maximal possible value of time since recovery considered for numerical computations (instead of infinity), similarly $\xi_{\max} \in \mathbb{N}$ the maximal considered time since vaccination.

Before we proceed to specifying a complete numerical scheme, we first take a look at the discretization of the integral terms in equation (21):

$$(28) \quad \int_0^\infty \gamma I(t - \tau) P'_R(\tau) e^{-\mu\tau} d\tau.$$

This integral represents immunity waning of recovered individuals. To find a discrete version of this term, we will use the balance equation (13):

$$\begin{aligned} \Delta S(t) &= \left(\sum_{j=0}^{\infty} R(t, j\Delta t) - R(t + \Delta t, j\Delta t + \Delta t) - R(t, j\Delta t) \mu \Delta t \right) \Delta t \\ &= \left(\sum_{j=0}^{\infty} (1 - \mu \Delta t) R(t, j\Delta t) - R(t + \Delta t, j\Delta t + \Delta t) \right) \Delta t \\ &= \left(\sum_{j=0}^{\infty} (1 - \mu \Delta t) R(t, j\Delta t) \right) \Delta t - \left(\sum_{j=0}^{\infty} R(t + \Delta t, j\Delta t + \Delta t) \right) \Delta t \\ &= \left(\sum_{j=0}^{\infty} (1 - \mu \Delta t) R(t, j\Delta t) \right) \Delta t - \left(\sum_{j=0}^{\infty} R(t + \Delta t, j\Delta t + \Delta t) \right) \Delta t \\ &\quad - R(t + \Delta t, 0) \Delta t + R(t + \Delta t, 0) \Delta t \\ &= \left(\sum_{j=0}^{\infty} (1 - \mu \Delta t) R(t, j\Delta t) \right) \Delta t - \left(\sum_{j=0}^{\infty} R(t + \Delta t, j\Delta t) \right) \Delta t + R(t + \Delta t, 0) \Delta t \\ &= (1 - \mu \Delta t) R(t) - R(t + \Delta t) + \gamma I(t) P_R(0) \Delta t. \end{aligned}$$

The same procedure can be applied to the waning term for the vaccinated individuals, arriving at:

$$V(t)(1 - \mu \Delta t) - V(t + \Delta t) + \nu N(t) x P_V(0) \Delta t.$$

In order to get more consistent results as $\Delta t \rightarrow 0$, we chose dying factor from equations (23) and (24) to keep in continuous form of $e^{-\mu\tau}$ and $e^{-\mu\xi}$, not coming back to discrete $(1 - \mu \Delta t)^{\tau/\Delta t}$ and $(1 - \mu \Delta t)^{\xi/\Delta t}$.

To improve computational efficiency, one can replace element-wise multiplication and summing by calculating inner products and working with vectors. All constants can be taken out before the product, which also speeds up the calculations. Let us note that the factors $e^{-\mu\tau} P_R(\tau)$, $e^{-\mu\xi} P_V(\xi)$ as well as $\mu \Delta t$ and $\nu \Delta t$ can be pre-calculated, so they do not need to be calculated in every iteration.

Ordering the discrete equations in the order in which they will be needed in the computation, we can write

$$(29) \quad I(t + \Delta t) = I(t) + I(t) \left(\beta \frac{S(t)}{N(t)} - \gamma - \mu \right) \Delta t,$$

$$(30) \quad R(t + \Delta t) = \sum_{j=0}^{\tau_{\max}/\Delta t} P_R(j\Delta t) e^{-\mu j\Delta t} \gamma I(t - j\Delta t) \Delta t,$$

$$(31) \quad V(t + \Delta t) = \sum_{j=0}^{\xi_{\max}/\Delta t} P_V(j\Delta t) e^{-\mu j\Delta t} \nu N(t - j\Delta t) x \Delta t,$$

$$(32) \quad \begin{aligned} S(t + \Delta t) = & S(t) + \nu N(t)(1 - x)\Delta t + \nu N(t)x(1 - P_V(0))\Delta t - \mu S(t)\Delta t \\ & - \beta \frac{S(t)I(t)}{N(t)}\Delta t + (1 - P_R(0))\gamma I(t)\Delta t \\ & + R(t)(1 - \mu\Delta t) - R(t + \Delta t) + \gamma I(t)P_R(0)\Delta t \\ & + V(t)(1 - \mu\Delta t) - V(t + \Delta t) + \nu N(t)xP_V(0), \end{aligned}$$

$$(33) \quad N(t + \Delta t) = N(t) + N(t)(\nu - \mu)\Delta t$$

In equations (29) and (32) we used forward differences to approximate the derivatives.

We implemented the above numerical scheme in Python 3.7 using numpy 1.15.4 and scipy 1.1.0¹ with the following parameters: $\Delta t = 0.001$, modeled time horizon $t_{\max} = 100$ years, maximal time since recovery $\tau_{\max} = 100$ years, maximal time since vaccination $\xi_{\max} = 100$ years, transmission parameter for disease outbreak $\beta = 50$ and for disease elimination $\beta = 40$, vaccination rate $x = 0.2$, natural natality and mortality rates $\nu = \mu = 0.02$, recovery rate $\gamma = 36$. We emphasize that all these parameters are academic, not real-life values. Our aim was to illustrate the behavior of the system on a sample population of size $N(0) = 10^5$ and for suitably chosen parameters so that we get $R_0 > 1$ in one case and $R_0 < 1$ in the other case. Specifically, we have $R_0 \approx 1.23$ for $\beta = 50$ and $R_0 \approx 0.98$ for $\beta = 40$.

Parameters for modeling waning immunity (*SVF*) were taken from Scenario 2 from Table 1, i.e. $GMT(0) = 1914$, $w_\tau = 0.069$, $w_\xi = 0.069$, $\sigma = 0.92$ and $C_{\text{crit}} = 150$.

TABLE 1. Measles: parameters entering the model of waning immunity. Scenario 1 without waning, more pessimistic scenarios 2 and 3, more optimistic scenarios 4 and 5. Source: [27], [8], [17].

| | $GMT(0)$ | σ | w (per year) | C_{crit} |
|------------|-------------|----------|----------------|-------------------------|
| Scenario 1 | - | - | - | - |
| Scenario 2 | 1914 mIU/mL | 0.92 | 0.069 | 150 mIU/mL (350 mIU/ml) |
| Scenario 3 | 1523 mIU/mL | 0.97 | 0.078 | 120 mIU/mL |
| Scenario 4 | 2000 mIU/mL | 0.9 | 0.05 | 150 mIU/mL (350 mIU/ml) |
| Scenario 5 | 2000 mIU/mL | 0.9 | 0.03 | 150 mIU/mL (350 mIU/ml) |

We present the results of the model in Figures 2 and 3. We can see that for $\beta = 40$, which is corresponding to $R_0 < 1$, the number of infectious decreases from the initial value

¹The source codes can be found online on <https://github.com/gasper6/SIRS-model>

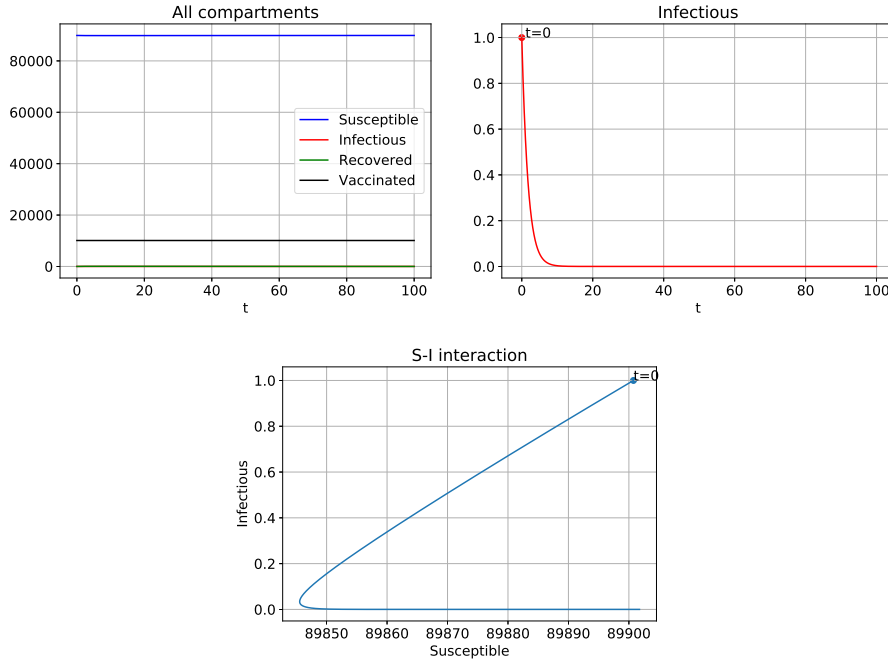


FIGURE 2. Solution for $\beta = 40$, disease dies out without breaking out into epidemics.

$I_0 = 1$ to zero and no epidemic occurs. On the other hand, for $\beta = 50$ (corresponding to $R_0 > 1$), epidemic outbreaks repeat over time, while we can observe a diminishing size of epidemic, with peaks of the number of infected being lower each time. We can also observe cycling dynamics between S and I . The model parameters in both examples were chosen to ensure a constant population N . These two examples illustrate two possible behaviors of the systems, depending on the estimate of the reproduction number. For future work, we can study the situation for real world data of Germany and Slovakia. However, this model is continuous and homogeneous, therefore its results will never correspond to reality. One can obtain qualitative insights into the dynamics, though.

7. CONCLUSIONS

In this work we proposed and analyzed an SIR model with vaccination and waning immunity. Following the work of Mossong [18], we assumed that the level of antibodies is driven by a normal distribution. We derived a system of two ODEs (for susceptible and infectious) and two PDEs (for recovered and vaccinated). Then we reduced this model to just one ordinary-integral differential equation and one ODE and derived an approximate formula for the reproduction number. Next, we proposed a numerical scheme based on finite differences. We illustrated two types of system behaviour: a case with epidemic recurrence, and a case when the disease dies out soon after it was initially brought to the population. Our future work will consider the dynamics of infectious diseases with boosting of immunity (by exposure to the pathogen) and also allowing for stochastic terms that reflects the uncertainty in the used parameters. We will also perform a calibration of the parameters using real data for measles in Germany and Slovakia. Also we will, following the ideas of Georgescu & Zhang [12] and Elazzouzi et al. [10], consider an extension to a

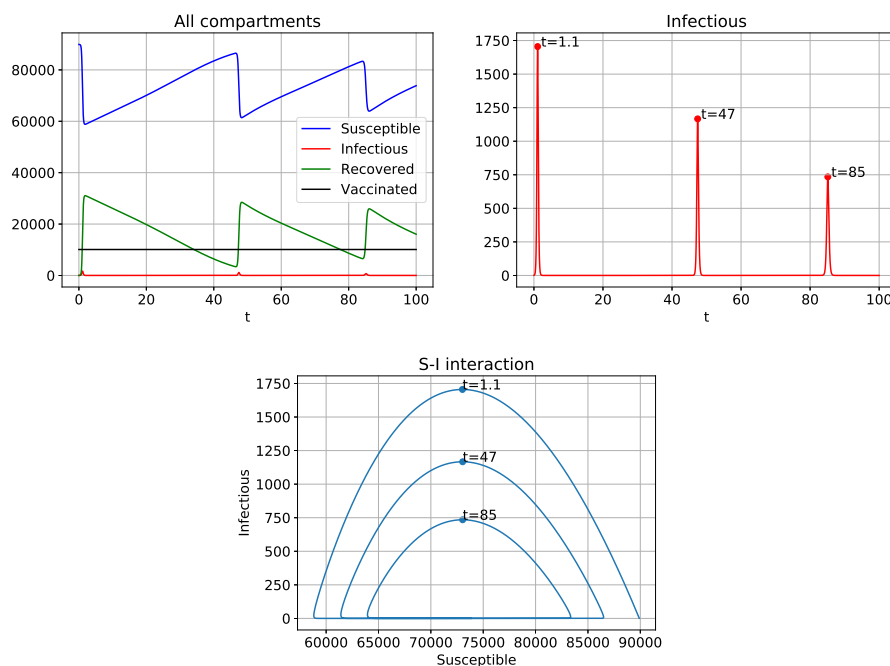


FIGURE 3. Solution for $\beta = 50$, disease returns in repeated epidemics with its size becoming smaller with each cycle.

SIRI-type epidemic model describing that recovered individuals may encounter a relapse of the disease (due to a reactivation of a latent infection or due to an incomplete treatment of the disease) and again enter the compartment of the infectious individuals.

ACKNOWLEDGEMENTS

This research was supported by the bilateral German-Slovakian ENANEFA project financed by DAAD and the Slovakian Ministry of Education, and by the Slovak Grant Agency APVV-0096-12.

REFERENCES

- [1] L.J.S. Allen, Some discrete-time SI, SIR, and SIS epidemic models, Texas Tech University, Texas, USA (1994).
- [2] M.V. Barbarossa, G. Röst, Mathematical models for vaccination, waning immunity and immune system boosting: a general framework, *J. Math. Biol.* 71(6-7) (2015), 1737–1770.
- [3] F. Brauer, C. Castillo-Chavez, *Mathematical Models in Population Biology and Epidemiology*, Springer, New York, NY, 2012
- [4] Z. Chladná, E. Moltchanová, Incentive to vaccinate: a synthesis of two approaches, *Acta Mathematica Universitatis Comenianae* 84(2) (2015), 283–296.
- [5] N.S. Crowcroft, N.P. Klein, A framework for research on vaccine effectiveness, *Vaccine* 36(48) (2018), 7286–7293.
- [6] M.P. Dafilis, F. Frascoli, J.G. Wood, J.M. McCaw, The influence of increasing life expectancy on the dynamics of SIRS systems with immune boosting, *The ANZIAM Journal*, 54(1-2) (2012), 50–63.
- [7] J.F. David, Epidemic models with heterogeneous mixing and indirect transmission, *Journal of Biological Dynamics*, 12(1) (2018), 375–399.

- [8] I. Davidkin, S. Jokinen, M. Broman et al., Persistence of measles, mumps and rubella antibodies in an MMR-vaccinated cohort: a 20-year follow up, *The Journal of infectious diseases*, 197(7) (2008), 950–956.
- [9] P. van den Driessche, Reproduction numbers of infectious disease models, *Infectious Disease Modelling* 2(3) (2017), 288–303.
- [10] A. Elazzouzi, A.L. Alaoui, M. Tilioua, D.F.M. Torres, Analysis of a SIRI epidemic model with distributed delay and relapse, *Statistics Opt. Inform. Comput.* 7 (2019), in press.
- [11] Y. Enatsu, E. Messina, Y. Nakata, Y. Muroya, E. Russo, A. Vecchio, Global dynamics of a delayed SIRS epidemic model with a wide class of nonlinear incidence rates, *J. Appl. Math. Comput.* 39(1-2) (2012), 15–34.
- [12] P. Georgescu, H. Zhang, A Lyapunov functional for a SIRI model with nonlinear incidence of infection and relapse, *Appl. Math. Comput.* 219(16) (2013), 8496–8507.
- [13] W. Gou, Z. Jin, How heterogeneous susceptibility and recovery rates affect the spread of epidemics on networks, *Infectious Disease Modelling* 2(3) (2017), 353–367.
- [14] J.M. Heffernan and M.J. Keeling, Implications of vaccination and waning immunity, *Proc. R. Soc. B: Biol. Sci.* 276(1664) (2009), 2071–2080.
- [15] H.W. Hethcote, *Three basic epidemiological models*, Springer, Berlin (1989).
- [16] W.O. Kermack, A.G. McKendrick, *A contribution to the Mathematical Theory of Epidemics*, The Laboratory of the Royal College of Physicians, Edinburgh, 1927.
- [17] M.S. Lee, D.J. Nokes, Predicting and comparing long-term measles antibody profiles of different immunization policies, *Bull. World Health Org.* 79(7) (2001), 615–624.
- [18] J. Mossong, D.J. Nokes, et al., Modeling the impact of subclinical measles transmission in vaccinated populations with waning immunity, *Am. J. Epidemiol.* 150(11) (1999), 1238–1249.
- [19] Y. Nakata, H. Inaba, et al., Stability of epidemic models with waning immunity, *SUT Journal of Mathematics* 50 (2014), 205–245.
- [20] V. Roudier, N.G. Becker, H.W. Hethcote, Waning immunity and its effects on vaccination schedules, *Math. Biosci.* 124 (1994), 59–82.
- [21] S. Sinha, O.P. Misra, J. Dhar, Stability Analysis of SIR Model with Vaccination, *American Journal of Computational and Applied Mathematics* 4 (2014), 17–23.
- [22] Z. Shuai, P. van den Driessche, Impact of heterogeneity on the dynamics of an SEIR epidemic model, *Mathematical Biosciences and Engineering* 9(2) (April 2012).
- [23] H. Song, W. Jiang, S. Liu, Global dynamics of two heterogeneous SIR models with nonlinear incidence and delays, *International Journal of Biomathematics* 9(3):1650046 (October 2016)
- [24] L. Stone, B. Shulgin, Z. Agur, Theoretical Examination of the Pulse Vaccination Policy in the SIR Epidemic Model, *Mathematical and Computer Modelling* 31(4–5) (2000), 207–215.
- [25] E. Vynnycky, R.G. White (eds.), *An Introduction to Infectious Disease Modelling*, Oxford: Oxford University Press, 2010, 368.
- [26] G. Zaman, Y.H. Kang, I.H. Jung, Stability analysis and optimal vaccination of an SIR epidemic model, *Biosystems* 93(3) (2008), 240–249.
- [27] J. Zibolenová, Z. Chladná et al., Estimation of the population susceptibility against measles in Slovakia, *Cent. Eur. J. Public Health* 25(1) (2017), 46–54.
- [28] J. Zibolenová, D. Ševčovič, et al., Quantitative analysis of the age structured mathematical model of varicella spread in Slovakia, *Proceedings of ALGORITMY 2016*, 285–291.
- [29] J. Zibolenová, V. Szabóová, et al., Mathematical modelling of varicella spread in Slovakia, *Cent Eur J Public Health* 23(3) (2015), 227–232.